

THE WORLD'S LEADING CAD/CAM SOFTWARE COMPANY

That's what we do. That's all we do.



Mastercam®

POWERED BY MASTERCAM'S
DYNAMIC MOTION™ TECHNOLOGY



MILL

LATHE

MILL-TURN

SWISS

WIRE


ROUTER

MASTERCAM for
SOLIDWORKS®

DESIGN

LATHE

FAST, EASY, AND PRECISE TURNING.



Mastercam Lathe lets you move the same part file between milling and turning operations with ease and confidence.

Mastercam®

POWERED BY MASTERCAM'S
DYNAMIC MOTION™ TECHNOLOGY



G0 G54 X271.302 Z41.543 M8
G50 S3600
G96 S2000
G99 G1 X270.325 Z42.537 F.076
G18 G3 X270. Z43.237 I1.425 K.701
G1 Z44.683
Z47.73
G2 X269.962 Z44.03 I-3.175 K-.03
X269.861 Z44.343 I-3.156 K-.347
X269.698 Z44.65 I-3.106 K-.66
X269.475 Z44.947 I-3.024 K-.967
X269.193 Z45.231 I-2.913 K-1.264
X269.104 Z45.309 I-2.772 K-1.548
G1 X268.92 Z45.485
X268.74 Z45.68
X268.569 Z45.892
X268.408 Z46.117
X268.258 Z46.356
X268.119 Z46.604
X267.991 Z46.863
X267.874 Z47.129
X267.767 Z47.401
X267.67 Z47.68
X267.583 Z47.964
X267.504 Z48.252
X267.432 Z48.544
X267.368 Z48.839
X267.311 Z49.137
X267.259 Z49.437
X267.213 Z49.739
X267.171 Z50.04
X267.134 Z50.349
X267.071 Z50.965
X267.021 Z51.585
X266.981 Z52.208
X266.935 Z53.147
X266.903 Z54.091
X266.874 Z55.353
X266.853 Z56.934
X266.836 Z59.469
X266.827 Z64.229
X266.825 Z252.506
X266.818 Z252.755
X266.769 Z252.967
X266.662 Z253.204
X266.485 Z253.459
X266.234 Z253.724
X265.912 Z253.991
X265.524 Z254.255
X265.076 Z254.509
X264.575 Z254.751
X264.03 Z254.978
X262.838 Z255.379
X262.575 Z255.553
X261.555 Z255.71
X260.893 Z255.851
X260.224 Z255.978
X256.836 Z256.43
X256.16 Z256.492
X255.486 Z256.548
X254.815 Z256.597

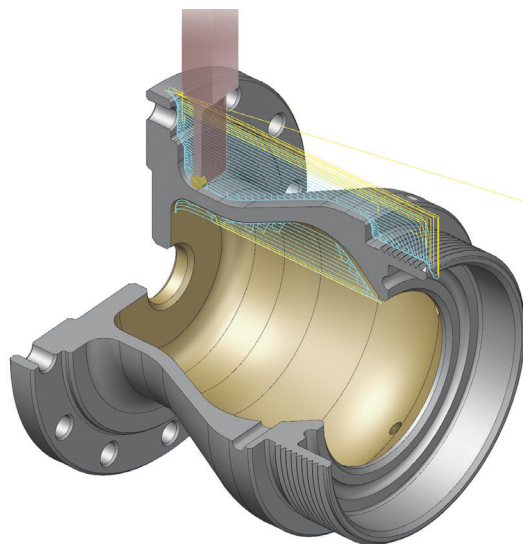
POWERFUL, FLEXIBLE TOOLS FROM THE MARKET LEADER.

Mastercam Lathe gives you a set of tools that streamline your entire process.


From accepting and programming any CAD file to Dynamic roughing and precision finishing, Mastercam Lathe gives you a variety of techniques to turn all of your parts exactly as you need them.

Efficient programming, designed for modern manufacturing.

Mastercam Lathe delivers a set of basic and advanced programming tools, with greatly expanded options when paired with Mastercam Mill. Easy rough, finish, thread, groove, bore, and drill routines combine with C/Y-axis machining to cut any job. Dependable toolpath verification gives you the confidence to run the most complex toolpaths on your machine, and ensures your parts are done right the first time.



Mastercam Lathe will easily cut your turned parts and let you seamlessly move between operations or even machines with the same part.



With your standalone license of **Mastercam Lathe**, you now have the option of also running the corresponding version of **Mastercam for SOLIDWORKS**.

Key turning features.

- **Quick Toolpaths** let you program in a few clicks.
- Intelligent ID and OD roughing.
- **Dynamic Motion** roughing extends insert life.
- Fast facing including roughing and finishing.
- Grooving with multiple depth cuts, including peck motion and full-radius plunge turning.
- Complete threading with multiple starts, diameter calculation, and thread tables.
- Easily control chip breaks on stringy material.
- **Automatic gouge checking** on the tool's front and back.
- Chuck, part, steady rest, and tailstock detection.
- Open, quickly align, and directly machine a solid model.
- Quick-turned profile generation for uniform and non-uniform parts.
- **Full milling support available** for machines with live tooling for C- and Y- axes.

For more information, visit MastercamLathe.com